

# IMPACT REPORT

## The Issue

In fiscal Year 2019/2020 we saw an extraordinary shift in the job market, the likes of which are completely unprecedented. Social distancing forced hundreds of thousands of Arizonans into transition, many of whom lost their jobs and livelihoods within a matter of weeks. Joblessness & underemployment on such a massive scale set in motion a negative ripple effect on the community, increasing rates of poverty & homelessness like never before.

**700K+**

Arizonans applied for unemployment benefits in the wake of the coronavirus pandemic. (*Arizona's Economy, Economic & Business Research Center, UofA*)

**295%**

Increase in state's unemployment claims for the month of April over last year (*Arizona's Economy, Economic & Business Research Center, UofA*)

**13.4**

Arizona's rate of unemployment in the month of April, 2020, an increase of 8.6 over last year (*Arizona's Economy, Economic & Business Research Center, UofA*)

**42,999**

Adults and children experiencing homelessness in Arizona (AZ Dept. of Economic Security, 2019)



## How We Help

We take a client - and community - centered approach, staying hyper focused on our mission of connecting disadvantaged and recently displaced job seekers with employment. We're taking strain off of an already overexerted system, diverting people to fill open jobs while stabilizing households and putting money into the Arizona economy. We offer clients a hand up, not a handout, building on their strengths and helping to reduce or eliminate barriers to employment.

## 7 Core Values

<b>Dignity</b>	We believe there is dignity in work	<b>Community</b>	We believe employment is key to a healthy community
<b>Respect</b>	We respect each other's obstacles	<b>Love</b>	We express our love to others through service
<b>Hope</b>	We restore hope through care, compassion, & purpose	<b>Relationships</b>	We can't do this alone
<b>Client</b>	We exist to serve our clients: they are our "why"		

# The Community Impact

**2,412**

Individuals gained employment with SJW's assistance after experiencing homelessness, poverty, or transition.

**\$68M**


In annual wages can now be invested back in Arizona's economy.

**\$13.71**

Average starting hourly wage.

**85%**

SJW's clients were eligible for benefits.



**5,223**

Individuals received employment services and resources from SJW.

## Did You Know?

- St. Joseph the Worker (SJW) was founded in 1988 in the basement of Andre House of Arizona, answering direct pleas from individuals receiving food: *"We want to work, but we don't have the tools."*
- SJW has helped over 33,000 individuals gain employment
- SJW connects the highest number of job seekers with employment than any other employment agency in the state
- SJW is the ONLY organization in AZ that is strictly focused on employment
- SJW's success has come from our laser-focused mission & purpose. While other organizations may do lots of things, we remain dedicated to perfecting our craft, and partnering with nearly 100 agencies who do great work in other areas and provide services to our mutual clients
- SJW is the largest community funded employment agency in AZ. We don't accept restricting government money. We are funded by our community, by YOU!

## Innovation in our space

### Teen Workforce Initiative

Serves to *prevent* cycles of poverty & homelessness in youth & young adults, 50% of whom won't enroll in college after HS.

### Bridge Program

Holistic approach to transitioning individuals out of homelessness and in to long term self sufficiency. Focuses on responsibility, accountability, and community.

### Outreach

Providing employment services from a Mobile Success Unit and several office locations across the valley in order to meet job seekers where they're at in their individual journeys.

## Client Success Story

### Justino Balderamma

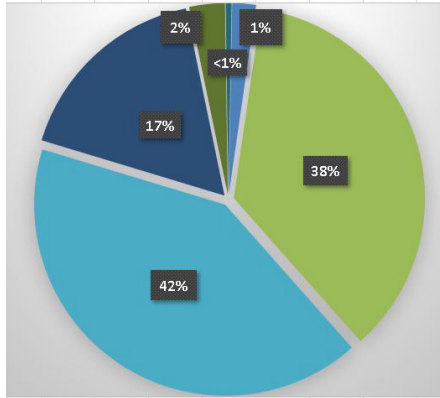
Justino was released from prison on a Friday after serving 7 years. By Monday, he was on the phone with the HR Director at a local HVAC company. He explained that he'd made some poor decisions, but he was willing to do whatever it took learn a trade, even if he had to start at the bottom. His enthusiasm and persistence paid off, because he was offered an Installer position! The only problem was, he lacked the tools and gear to get started. That's where St. Joseph the Worker came in! Justino met with Daren, an SJW Employment Specialist, at Home Depot and purchased \$400 worth of basic tools. SJW also got him some work boots and clothing, as well as a 31-day bus pass so he could make it to work every day. Needless to say, Justino was grateful and said, *"Everyone in life deserves a second chance, and thanks to Daren and St. Joseph the Worker, I'm living proof of that. I have purpose and a good career path and that would not be possible without your help. Thank you, from the bottom of my heart."*

A year and a half later, Justino leads his own team of HVAC installers! He's earned his own apartment, a new pickup truck, and has the means to fuel his passion of working as a horse wrangler on the weekends! An opportunity for a fresh start can easily become an opportunity missed without the necessary resources. St. Joseph the Worker is honored to be able to give clients like Justino a hand up and to share in their journeys back to self-sufficiency.

# FY 2019/2020 CLIENT DEMOGRAPHICS

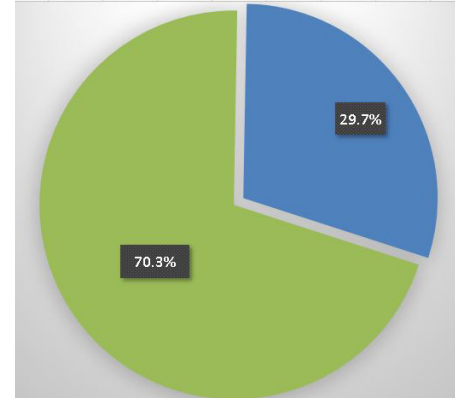
## Age of SJW's Clients

- Age 14 – 17: 1%
- Age 18 – 30: 38%
- Age 31 – 49: 42%
- Age 50 – 64: 17%
- Age 65 – 74: 2%
- Age 75 – 84: <1%



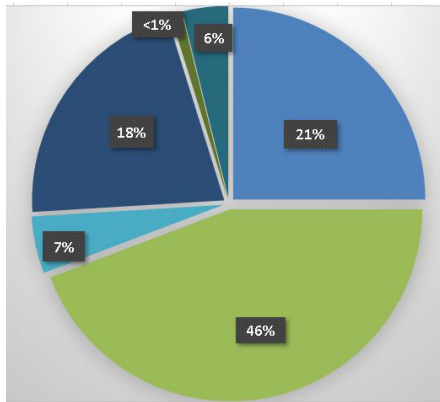
## Gender of SJW's Clients

- Female: 29.7%
- Male: 70.3%



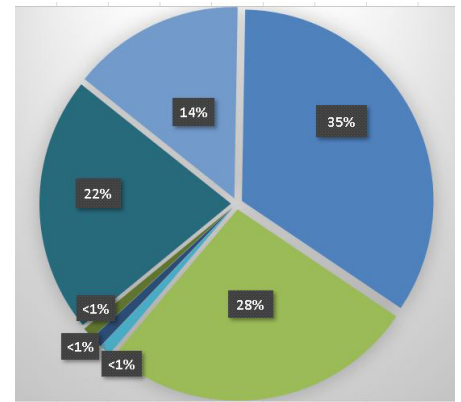
## Education of SJW's Clients

- Non HS Grad: 21%
- HS Grad: 46%
- Some College: 7%
- Bachelors: 18%
- Masters: <1%
- Trade School: 6%



## Race of SJW's Clients

- White alone: 35%
- Black alone: 28%
- Native Am: <1%
- Asian alone: <1%
- 2 or more: <1%
- Hispanic: 22%
- Other: 14%



## Arizona vs. St. Joseph the Worker

Data Point	AZ Demographics	SJW Demographics
<b>Gender</b>		
Female	50.3%	29.7%
Male	49.7%	70.3%
<b>Race &amp; Ethnicity</b>		
White alone, not Hispanic or Latino	53%	35%
Black alone	5%	28%
Native American alone	5%	<1%
Asian alone	2%	<1%
Two or more races	3%	<1%
Hispanic or Latino	31%	22%
Other	<1%	14%
<b>Education</b>		
High School Grad or higher	86.8%	46%
Bachelors degree or higher	28.9%	19%
<b>Age</b>		
<18	22.5%	1%
18 - 64	59.5%	96%
65+	18.0%	2%

## Connect With Us

[www.sjwjjobs.org](http://www.sjwjjobs.org) | [info@sjwjjobs.org](mailto:info@sjwjjobs.org)

### St. Joseph the Worker

PO Box 13503  
Phoenix, AZ 85002

**Main Office**  
602.584.5511

**SJW at Human Services Campus**  
602.417.9854

**SJW East Valley**  
602.810.0376 or 602.663.3281

**Tailor Made for Success  
Men's Boutique**  
602.253.4960

